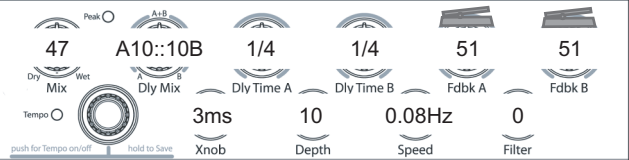


TIMEFACTOR FACTORY PRESETS 1:1 THROUGH 5:2

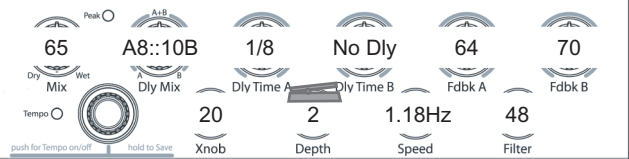
Part # 142185 Rev A

1:1 Pristine Digital Delay [DigitalDelay]



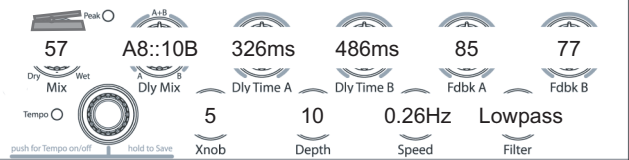
Pristine Digital Delays with a little chorus for added shimmer. Try Repeat with this one. Tempo ON, set at 120BPM.
Expression Pedal controls Fdbk A, Fdbk B

2:1 Vintage Filtered Echoes [VintageDelay]



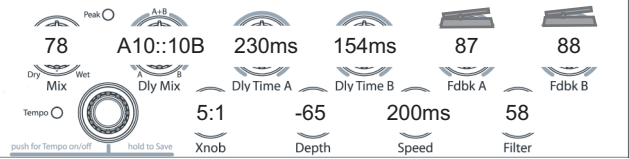
Heel down for clean vintage echoes. Toe down adds a super sweet flange (much like "Kiss" by the Artist who used to have a name) and increases echo feedback. Tap Tempo for Delay Time. Tempo ON, set at 122BPM.
Expression Pedal controls Depth (Mod Depth)

3:1 Guitars in Space [BandDelay]



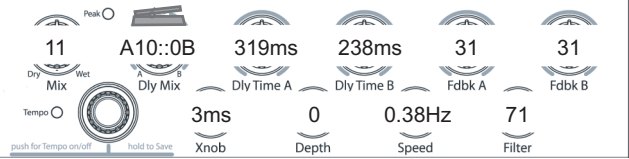
Synthy, swirly, filter-swept delays. Try with an aggressive, mid scooped, percussive distortion sound, or very clean strat-y mid position picked arpeggios. Very sick, or very pretty. You decide. Heel down is dry. Toe Down is full-on head trip. Mix to taste.
Expression Pedal controls Mix

4:1 Volume Swell Helper [DuckedDelay]



This preset is great for big volume swells because your chords won't overlap. Expression Pedal adds infinite sustain.
Expression Pedal controls Fdbk A, Fdbk B

5:1 TwinDelay [DigitalDelay]



Two. Yes, two delay pedals for the price of one preset!!! You can have it today for the Low Low Low price of plugging in that nifty Expression Pedal we told you about. But wait! There's more! Heel down is faster, toe down is slower (longer times) with no pitch shifting between delay times. How did we do it? We could tell you, but then we'd have to shoot you.
Expression Pedal controls Dly Mix

AUDITIONING PRESETS: Put TimeFactor in Bank Mode

Pressing and holding the right footswitch for about 2 seconds toggles between BANK and PLAY MODE.

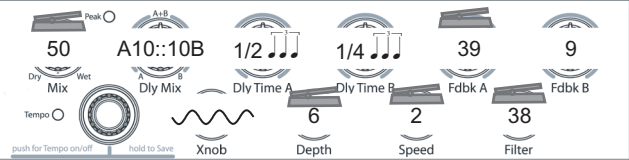
In PLAY MODE, you'll see the name of the Effect that's currently loaded.

In BANK MODE, you'll see the word "BANK", a number, a colon, and another number.

To audition Presets, put TimeFactor in BANK MODE.

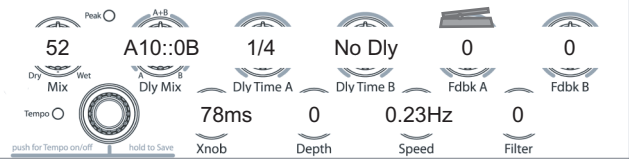
TIMEFACTOR FACTORY PRESETS 6:1 THROUGH 10:2

6:1 Schizo Delay [FilterPong]



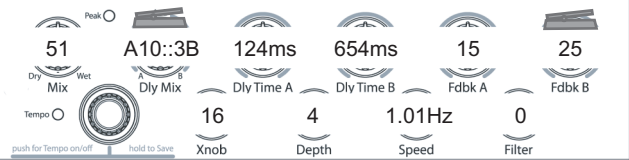
Two personalities in one preset. Heel down makes clean pong echoes. Toe down brings in the crazy. Mod increases to a rhythmic, sample and hold-style filter blorp with pong echoes. Tempo ON, set at 154BPM.
Expression Pedal controls Mix, Fdbk A, Depth (Filter Mod Depth,) Speed (Filter Mod Multiplier,) and Filter (Filter Blend)

7:1 Copy Cat [DigitalDelay]



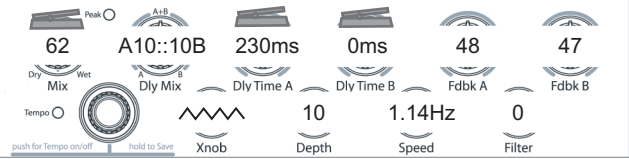
A single echo with zero feedback, "cloning" what you play. Play something in the right rhythm, and it will sound like you're playing twice as fast! Tempo ON, set at 168BPM.
Expression Pedal controls Fdbk A

8:1 Where the Avenues Have No Name [VintageDelay]



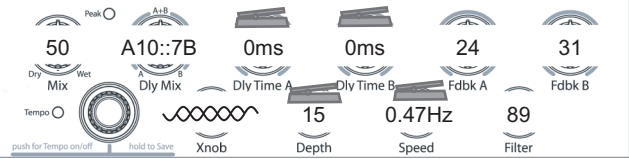
Emulates the sound of a certain guitar player who loves his echoes like You Too!
Expression Pedal controls Dly Mix, Fdbk B

9:1 Lost Lunch [ModDelay]



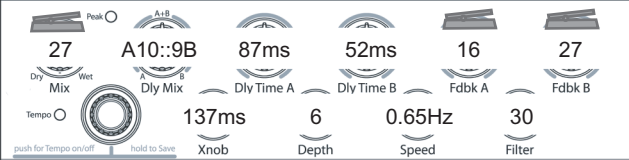
A wobbly Tape Echo that totally freaks out when you step on the Expression Pedal!
Expression Pedal controls Mix, Dly Time A, and Dly Time B

10:1 Pedal Pitch [ModDelay]



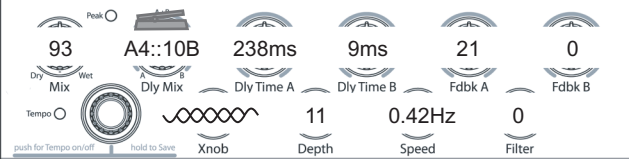
A rhythmic dual delay with a pitchy surprise when you use the Expression Pedal.
Expression Pedal controls Dly Time A, Dly Time B, Depth (Mod Depth,) and Speed (Mod Rate)

6:2 Ethereal Echoes [Reverse]



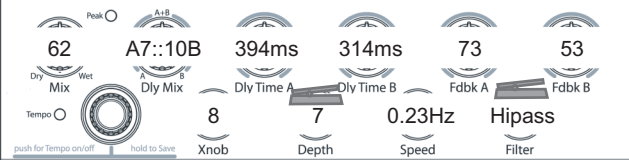
Try a finger-picked ballad with this one for other-worldy sounds.
Expression Pedal controls Mix, Fdbk A, and Fdbk B

7:2 Every Lead You Fake [ModDelay]



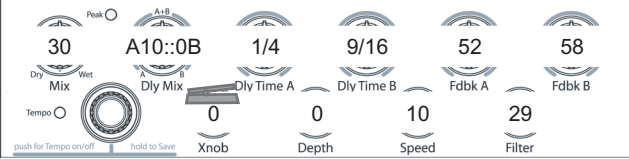
Evokes a stalkingly beautiful ballad from the 80's. Remember, they'll be watching you...
Expression Pedal controls Dly Mix

8:2 Over the Rainbow [BandDelay]



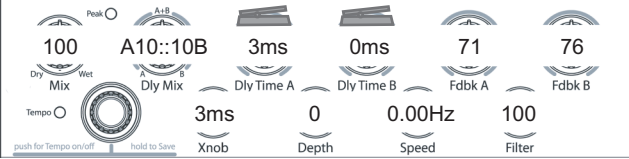
Use the Expression Pedal to step into the Emerald City.
Expression Pedal controls Depth (Filter Mod Depth) and Filter (Filter Type)

9:2 Ghost Town [MultiTap]



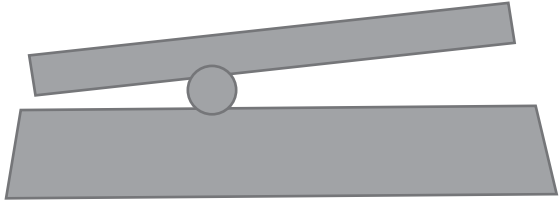
Playing lots of low E string with this preset might take you back to the Old West. Tempo ON, set at 120BPM.
Expression Pedal controls Xnob (Slur)

10:2 Dring Modulator [Reverse]



Not every preset is pretty! This one's fun. Expression Pedal varies the ring modulation.
Expression Pedal controls Dly Time A and Dly Time B

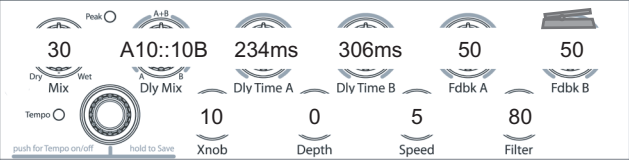
Use an Expression Pedal!



TimeFactor loves to be used with an expression pedal!

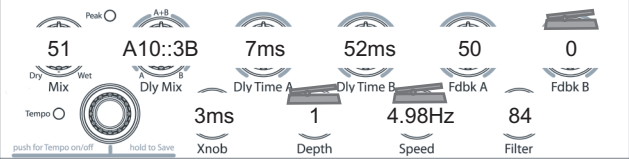
The Factory Presets already have expression pedal assignments. To get the most out of them, plug a pedal in and play!

1:2 Airplane Hanger [Multitap]



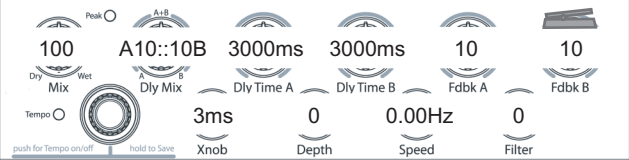
Pedal controls size of hanger (Reverb-Time). Heel down for Piper Cub hanger (short), toe down for Airbus A380 (Infinite).
Expression Pedal controls Fdbk B

2:2 Bridge of Sighs [DigitalDelay]



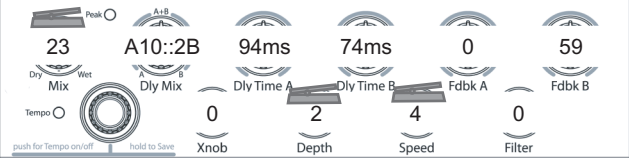
Rotating Speaker emulator. Heel down is slow, toe down is fast. Don't get overcome by the Patchouli fumes.....
Expression Pedal controls Fdbk B, Depth (Mod Depth,) and Speed (Mod Rate)

3:2 Backwards Riffs [Reverse]



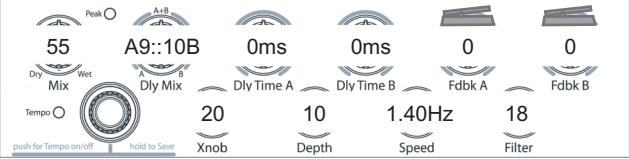
?decneirepxe uoy erA... I thought so. Slower playing and longer, held notes will help you get the vibe here. Speed it up once you get the 'tempo' of the reverse happening. Expression Pedal adds echo.
Expression Pedal controls Fdbk B

4:2 Classic Slap [TapeEcho]



Great for rockabilly and anything that swings. Expression Pedal adds more ambience.
Expression Pedal controls Mix, Depth (Wow,) and Speed (Flutter)

5:2 Classic Chorus [VintageDelay]



A rich chorus with no echoes. Pedal adds a flanging effect.
Expression Pedal controls Fdbk A, Fdbk B

